PENTAIR

JUNG PUMPEN

DE
EN
FR
NL
IT
PL
CN

Sie haben ein Produkt von JUNG PUMPEN gekauft und damit Qualität und Leistung erworben. Sichern Sie sich diese Leistung durch vorschriftsmäßige Installation, damit unser Produkt seine Aufgabe zu Ihrer vollen Zufriedenheit erfüllen kann. Denken Sie daran, dass Schäden infolge unsachgemäßer Behandlung die Gewährleistung beeinträchtigen.

Beachten Sie deshalb die Hinweise der Be-

EINSATZ

ACHTUNG!



oil 1etD ianschlu setzi, wEpaobei T1w 0 0 5 5 5 0eichtert die M1D 3 BDC 3 1.1051den. DC ippe im BehälD sitzt. Dar

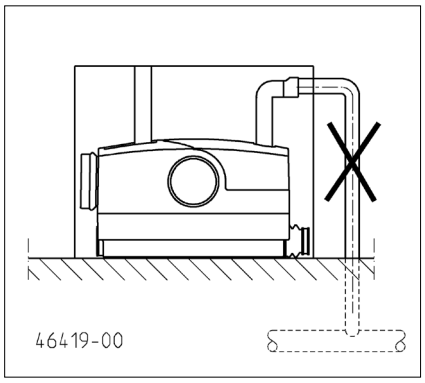

Auftriebsicherung

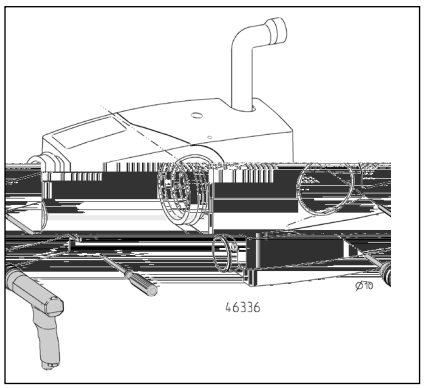

Notentsorgung

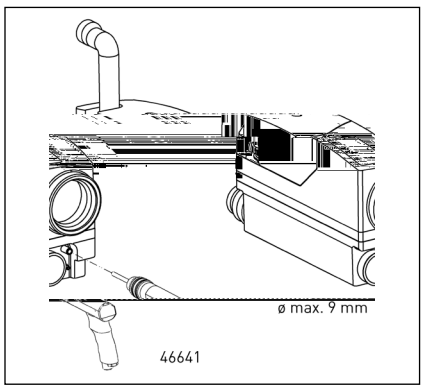

ACHTUNG!

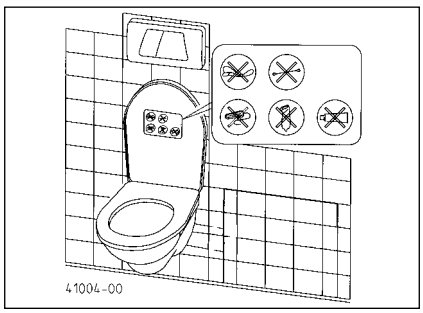

ACHTUNG!

Praktische Ratschläge

WARTUNG

Beseitigung von Verstopfungen bei Alarmmeldung



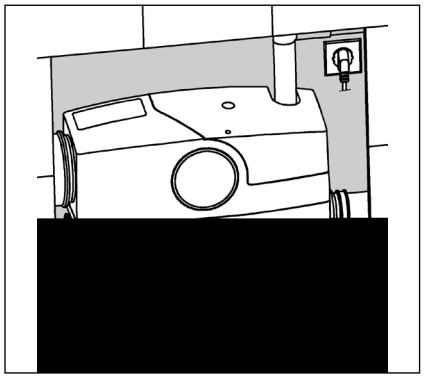

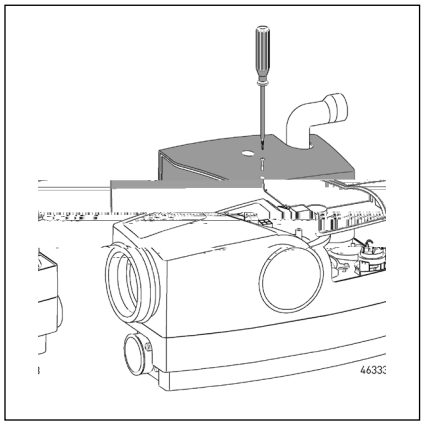

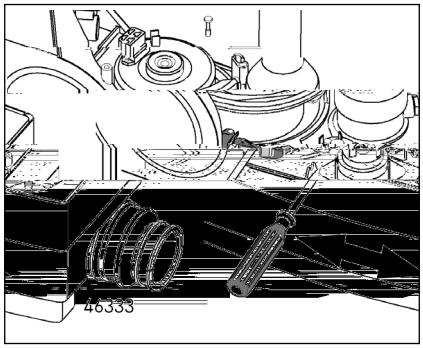

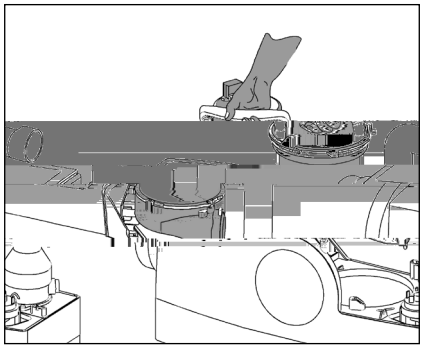

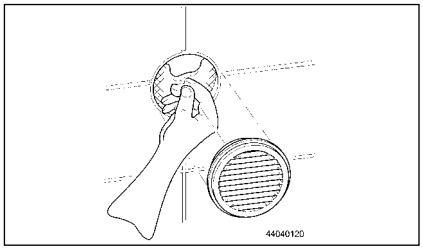

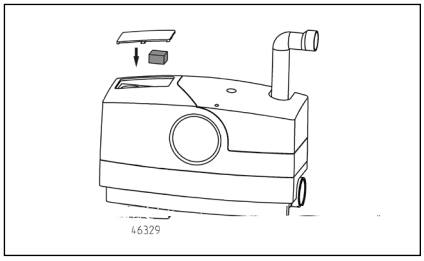

Einschaltverzögerung und Nachlaufzeit

ACHTUNG!

Aktivkohlefilter

Anschluss der potentialfreien Störmeldung

Kleine Hilfe bei Störungen

WCfix läuft nicht an, Wasser bleibt in dem Toilettenbecken stehen

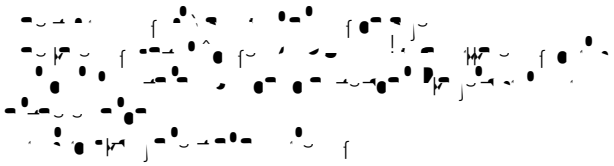

Wasser im Toilettenbecken läuft nur sehr langsam ab



Mehrfaches Einschalten des WCfix nach normalem Fördervorgang



Erhöhtes Betriebsgeräusch

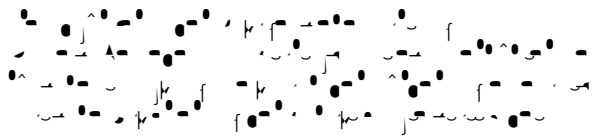

Alarmmeldung kommt

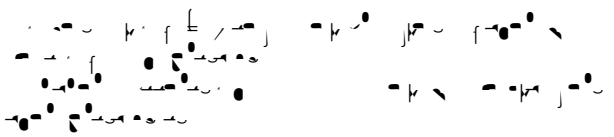

Periodisch auftretende Verstopfung

CE

EN 12050-3:2001
Hebeanlage zur begrenzten Verwendung

You have purchased a product made by JUNG PUMPEN and with it, therefore, also excellent quality and service. Secure this service by carrying out the installation works in accordance with the instructions, so that our product can perform its task to your complete satisfaction. Please remember that damage caused by incorrect installation or handling will adversely affect the guarantee.

Therefore please adhere to the instructions in this manual!

As with all electrical devices, this product can also fail to operate due to an interruption in the electricity supply or due to a technical defect. If this could result in damage, a mains-independent alarm system must be installed. Depending on the application, you may also wish to install an emergency power generator, or a second system as a back-up.

SAFETY INSTRUCTIONS

This instruction manual contains essential information that must be observed during installation, operation and servicing. It is therefore important that the installer and the responsible technician/operator read this instruction manual before the equipment is installed and put into operation. The manual must always be available at the location where the pump or the plant is installed.

Failure to observe the safety instructions can lead to the loss of all indemnity.

In this instruction manual, safety information is distinctly labelled with particular symbols. Disregarding this information can be dangerous.

General danger to people

Warning of electrical voltage

ATTENTION!

Danger to equipment and operation

Qualification and training of personnel

All personnel involved with the operation, servicing, inspection and installation of the equipment must be suitably qualified for this work and must have studied the instruction manual in depth to ensure that they are sufficiently conversant with its contents. The supervision, competence and areas of responsibility of the personnel must be precisely regulated by the operator. If the personnel do not have the necessary skills, they must be instructed and trained accordingly.

Safety-conscious working

The safety instructions in this instruction manual, the existing national regulations regarding accident prevention, and any internal working, operating and safety regulations must be adhered to.

Safety instructions for the operator/user

All legal regulations, local directives and safety regulations must be adhered to.

The possibility of danger due to electrical energy must be prevented.

Leakages of dangerous (e.g. explosive, toxic, hot) substances must be discharged such that no danger to people or the environment occurs. Legal regulations must be observed.

Safety instructions for installation, inspection and maintenance works

As a basic principle, works may only be carried out to the equipment when it is shut down. Pumps or plant that convey harmful substances must be decontaminated.

All safety and protection components must be re-fitted and/or made operational immediately after the works have been completed. Their effectiveness must be checked before restarting, taking into account the current regulations and stipulations.

Unauthorised modifications, manufacture of spare parts

The equipment may only be modified or altered in agreement with the manufacturer. The use of original spare parts and accessories approved by the manufacturer is important for safety reasons. The use of other parts can result in liability for consequential damage being rescinded.

Unauthorised operating methods

The operational safety of the supplied equipment is only guaranteed if the equipment is used for its intended purpose. The limiting values given in the "Technical Data" section may not be exceeded under any circumstances.

Instructions regarding accident prevention

Before commencing servicing or maintenance works, cordon off the working area and check that the lifting gear is in perfect condition.

Never work alone. Always wear a hard hat, safety glasses and safety shoes and, if necessary, a suitable safety belt.

Before carrying out welding works or using electrical devices, check to ensure there is no danger of explosion.

People working in wastewater systems must be vaccinated against the pathogens that may be found there. For the sake of your health, be sure to pay meticulous attention to cleanliness wherever you are working.

Make sure that there are no toxic gases in the working area.

Observe the health and safety at work regulations and make sure that a first-aid kit is to hand.

In some cases, the pump and the pumping medium may be hot and could cause burns.

For installations in areas subject to explosion hazards, special regulations apply!

This appliance can be used by children aged 8 years or over and by persons with limited physical, sensory or intellectual capabilities, or with limited experience and knowledge, provided that they are supervised or have been instructed in the safe use of the appliance and are aware of the dangers involved. Children must not be allowed to play with the appliance. Cleaning and user maintenance must not be carried out by children unless they are supervised.

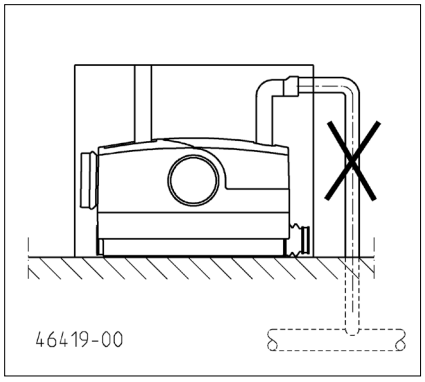

Buoyancy prevention

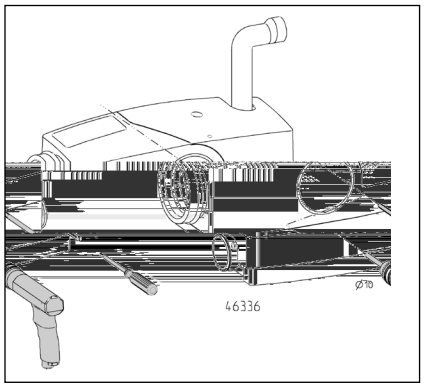

Emergency disposal

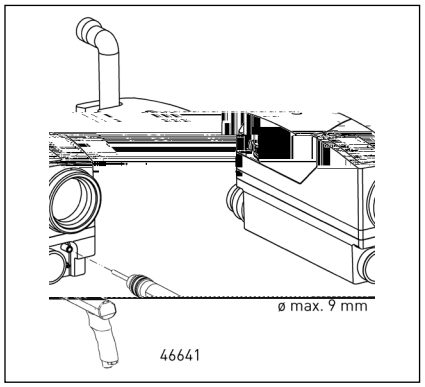

ATTENTION!

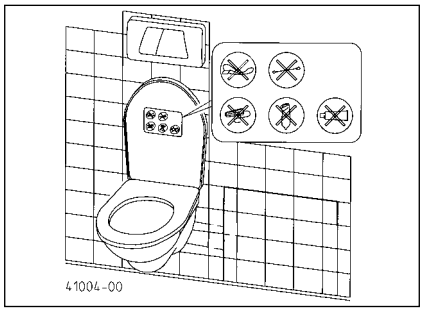

ATTENTION!

Practical tips

SERVICING

Clearing blockages after an alarm

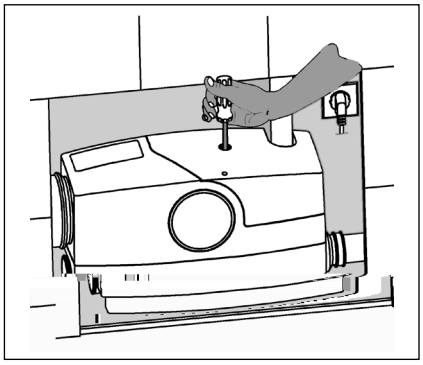

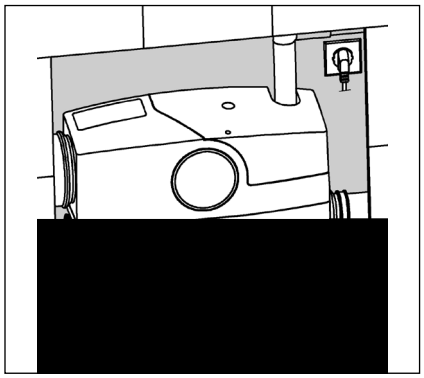

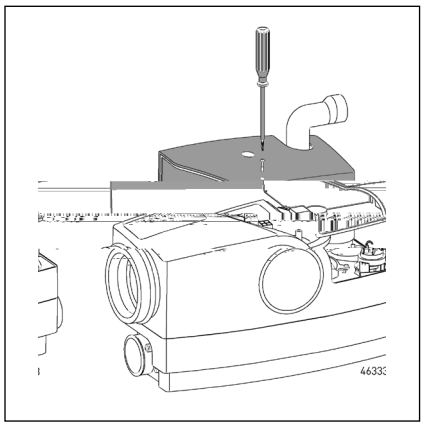

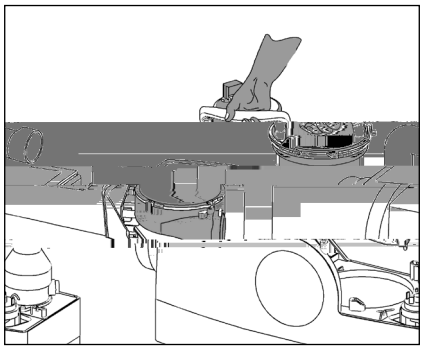

ATTENTION!

Activated carbon filter

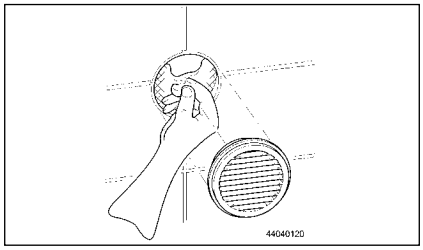

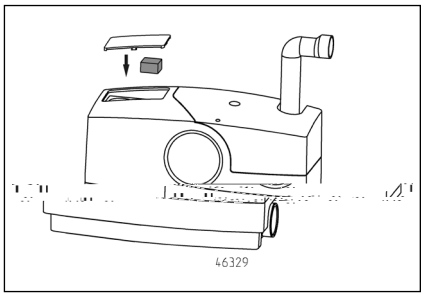

Shut-off delay and start-up delay

Connecting the potential-free fault alarm

Vous avez opté pour un produit JUNG PUMPEN, synonyme de qualité et de performance. Assurez-vous cette performance par une installation conforme aux directives: notre produit pourra ainsi remplir sa mission à votre entière satisfaction. N'oubliez pas que les dommages consécutifs à un maniement non conforme porteront préjudice au droit à la garantie.

Veuillez donc respecter les consignes contenues dans ces instructions !

Comme tout autre appareil électrique, ce produit peut aussi tomber en panne suite à une absence de tension ou à un défaut technique. Si une telle panne peut être la source d'un dommage, il est impératif d'installer un système d'alarme indépendant du secteur. En fonction de l'application, à vous de juger de l'utilité de prévoir un groupe électrogène ou une deuxième installation.

CONSIGNES DE

UTILISATION

ATTENTION !

INSTALLATION ÉLECTRIQUE

ATTENTION !

Remarque.

Remarques concernant l'aération du collecteur

ATTENTION !

ATTENTION !

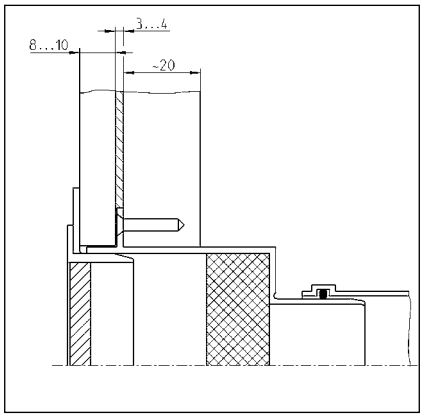

Remarques relatives aux modules pour une installation dans un bâti-support

ATTENTION !

Montage

Montage des conduites de raccordement.

ATTENTION !

Fermer le raccordement de la cuvette WC non requis

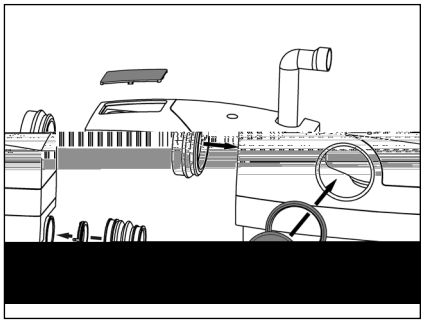



Contrôle de l'étanchéité avant le montage

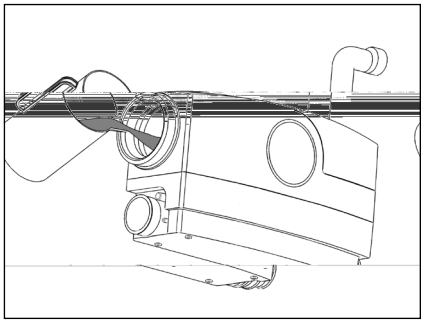

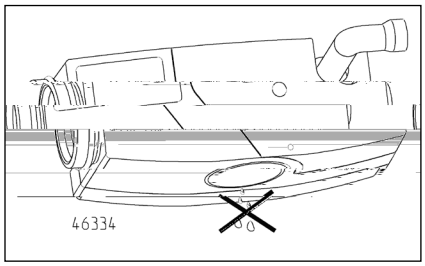

Montage

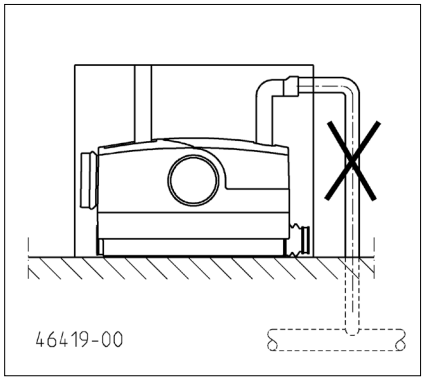

Protection contre les poussées verticales

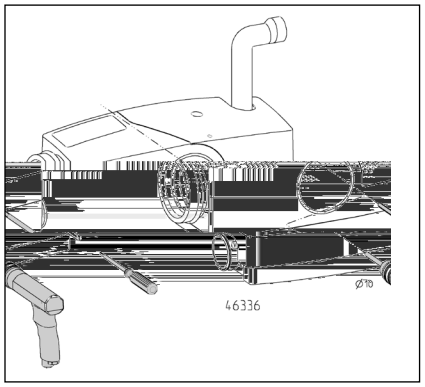

Évacuation de secours

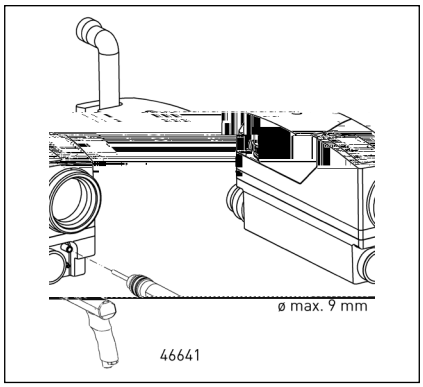

ATTENTION !

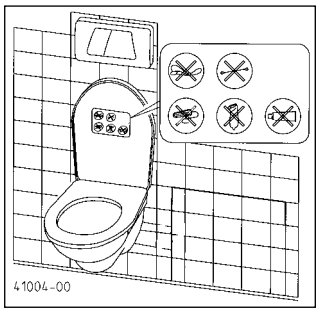

ATTENTION !

Conseils pratiques

MAINTENANCE

Élimination des obturations après un signal d'alarme

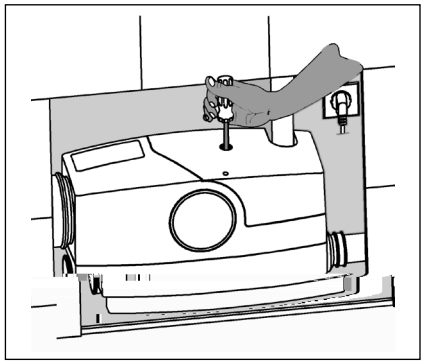

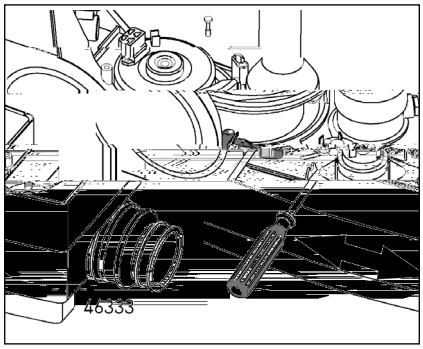

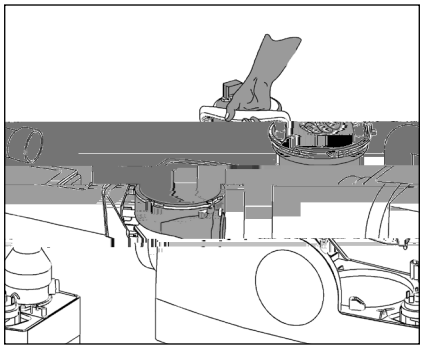

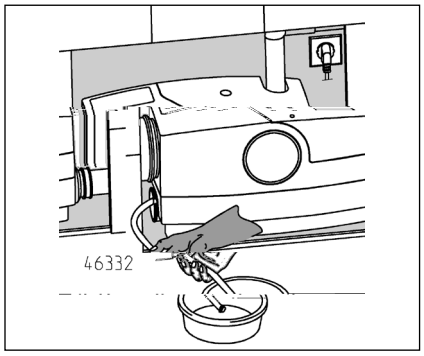

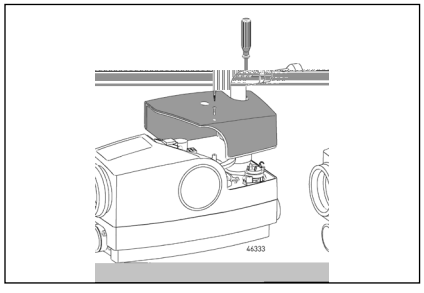

ATTENTION !

Filtre à charbon actif

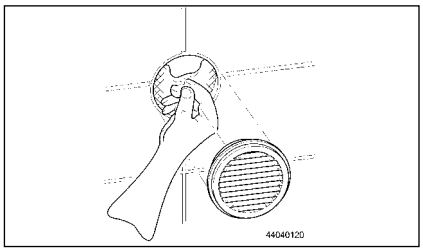

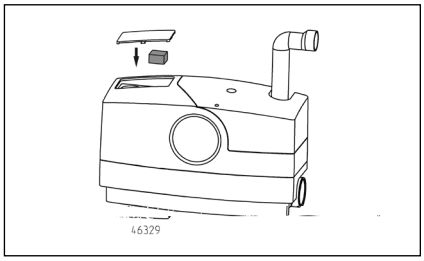

La temporisation de démarrage et la durée de fonctionnement par temporisation

Raccordement du dispositif d'alarme libre de potentiel ou "sec"





Petite aide au dépannage

Le WCfix ne fonctionne pas, l'eau reste dans la cuvette des toilettes

L'eau dans la cuvette des toilettes ne s'écoule que très lentement

Le WCfix plus se met en marche à plusieurs reprises après un refoulement normal

Bruit de fonctionnement élevé

L'alarme retentit

Obturations occasionnelles

CE

EN 12050-3:2001
Station de relevage pour une utilisation limitee

U hebt een product van JUNG PUMPEN gekocht en daarmee kwaliteit en vermogen aangeschaft. Zorg dat dit vermogen tot zijn recht komt door een installatie volgens de voorschriften, zodat ons product zijn taak tot volle tevredenheid kan uitvoeren. Denk eraan dat schade als gevolg van oneigenlijk gebruik van invloed kan zijn op de garantie.

Neem daarom de instructies in de gebruikshandleiding in acht!

Net als elk ander elektrisch apparaat, kan ook dit product uitvallen door ontbrekende netspanning of een technisch mankement. Als u daardoor schade kunt oplopen, dan moet een netonafhankelijke alarminstallatie worden ingebouwd. Afhankelijk van de toepassing moet u na metingen eventueel ook een noodstroomaggregaat en een tweede installatie inplannen.

VEILIGHEIDSTIPS

Deze handleiding bevat basisinformatie die bij installatie, bediening en onderhoud in acht moet worden genomen. Het is belangrijk ervoor te zorgen dat deze handleiding voorafgaande aan de installatie en ingebruikname door de monteur en het verantwoordelijke personeel/eigenaar wordt gelezen. De handleiding moet steeds beschikbaar zijn op de plaats waar de pomp of de installatie zich bevindt.

Bij het niet opvolgen van de veiligheidsinstructies kan de aanspraak op schadervergoeding vervallen.

In deze handleiding zijn de veiligheidsinstructie extra aangegeven met symbolen. Het niet opvolgen kan tot gevaarlijke situaties leiden.

Algemeen gevaar voor personen

Waarschuwing voor elektrische spanning

ATTENTIE!

Gevaar voor machine en functioneren

Personeelskwalificatie

Het personeel voor bediening, onderhoud, inspectie en montage moet gekwalificeerd zijn voor dit werk en zichzelf door een grondige bestudering van de handleiding voldoende geïnformeerd. Verantwoordelijkheidsgebied, competentie en toezicht op het personeel moeten goed geregeld door de eigenaar. Als het personeel niet over de nodige kennis beschikt, dan moet het worden opgeleid en geïnstrueerd.

Veilig werken

De veiligheidsinstructies in deze gebruikshandleiding, de bestaande nationale regelgeving voor de preventie van ongevallen, evenals interne arbeids-, gebruiks- en veiligheidsvoorschriften moeten in acht worden genomen.

Veiligheidsinstructies voor de gebruiker/eigenaar

Er moet worden voldaan aan wettelijke eisen, lokale regelgeving en veiligheidseisen.

Risico's door elektrische energie moeten worden uitgesloten.

Gemorste gevaarlijke afvoerproducten (bijv. explosief, giftig, heet) moet zodanig worden verwijderd dat er geen gevaar optreedt voor mens en milieu. De wettelijke bepalingen moeten in acht worden genomen.

Veiligheidsinstructies voor montage, inspectie en onderhoudswerkzaamheden

In principe moeten werkzaamheden aan de machine alleen worden uitgevoerd bij stilstand. Pompen of aggregaten die stoffen afvoeren die gevaarlijk zijn voor de gezondheid, moeten worden ontsmet.

Onmiddellijk na de voltooiing van de werkzaamheden moeten alle veiligheids- en beschermingsvoorzieningen weer worden geïnstalleerd of in werking gezet. Hun functioneren moet voorafgaande aan de ingebruikname worden gecontroleerd conform de geldende regels en voorschriften.

Eigenmachtige modificaties en vervaardiging van onderdelen

Wijziging of aanpassing van de machine is alleen toegestaan na overleg met de fabrikant. Originele reserveonderdelen en accessoires door de fabrikant zijn er voor de veiligheid. Het gebruik van andere onderdelen kan de aansprakelijkheid voor de gevolgen daarvan teniet doen.

Oneigenlijk gebruik

De betrouwbaarheid van de geleverde machine wordt alleen gegarandeerd bij juist gebruik. De aangegeven grenswaarden in het hoofdstuk "Technische gegevens" mogen in geen enkel geval worden overschreden.

Aanwijzingen voor het voorkomen van ongevallen

Voorafgaande aan montage- of onderhoudswerkzaamheden zet u de werkruimte af en controleert u het hijstoestel op onberispelijke werking.

Werk nooit alleen en gebruik een helm, een veiligheidsbril en veiligheidsschoenen en indien nodig een geschikt veiligheidsharnas.

Voordat u gaat lassen of elektrische apparatuur gaat gebruiken, moet u controleren of er geen explosiegevaar bestaat.

Wanneer mensen in afvalwaterinstallaties werken, moeten zij worden ingeënt tegen mogelijk daar aanwezige ziektekiemen. Let vanwege uw gezondheid ook heel goed op de hygiëne.

Zorg ervoor dat er geen giftige gassen in de werkruimte aanwezig zijn.

Neem de regels van de arbeidsinspectie in acht en zorg dat er eerste-hulpmateriaal beschikbaar is.

In sommige gevallen kunnen pompen en het af te voeren materiaal heet zijn, dan bestaat er kans op verbranding.

Voor installatie in explosiegevaarlijke gedeeltes zijn bijzondere voorschriften van toepassing!

Dit toestel kan door kinderen van 8 jaar en ouder alsook door personen met verminderde fysische, sensorische of mentale vaardigheden of gebrek aan ervaring en kennis gebruikt worden, wanneer hierop toegezien wordt of indien zij onderricht werden over het veilige gebruik van het toestel en zij de hieruit resulterende gevaren verstaan. Kinderen mogen niet met het toestel spelen. Reiniging en gebruiksonderhoud mogen niet door kinderen zonder toezicht uitgevoerd worden.

TOEPASSING

ATTENTIE!

ELEKTRISCHE AANSLUITING

ATTENTIE!

Besturing van het systeem

Let op.

Toelichting bij de reservoirontluchting

ATTENTIE!

ATTENTIE!

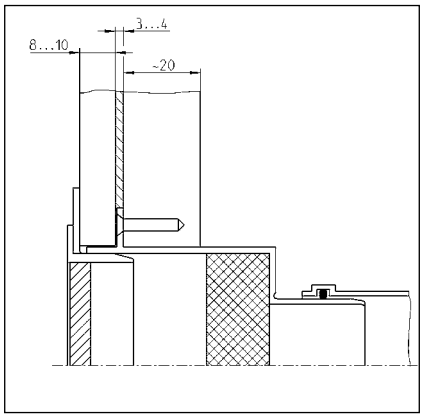

Toelichting bij de modules voor de voorwandmontage

ATTENTIE!

Montage

Monteren van de aansluitbuizen

ATTENTIE!

Niet benodigde toiletaansluitingen afsluiten

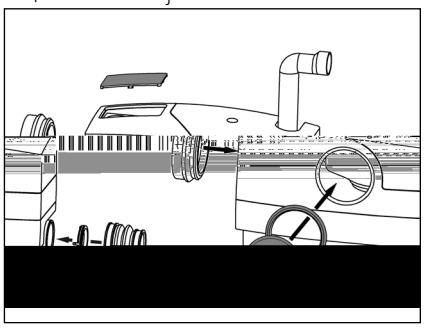



Lekkagecontrole voorafgaande aan de montage

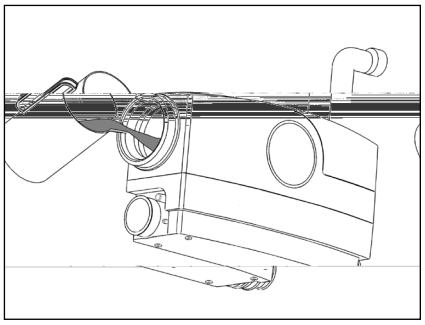

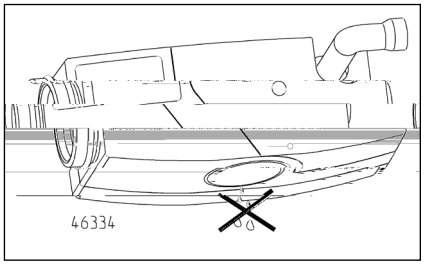

Monteren

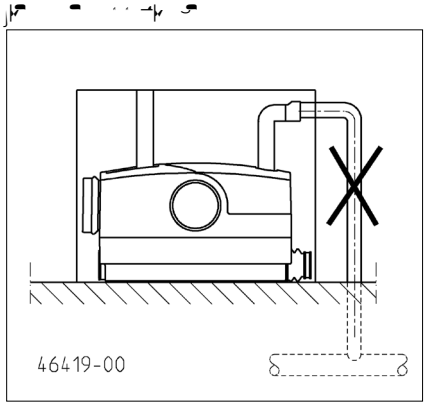

Opdrijfbeveiliging

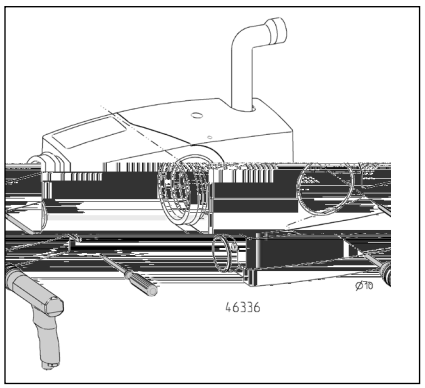

Noodafvoer

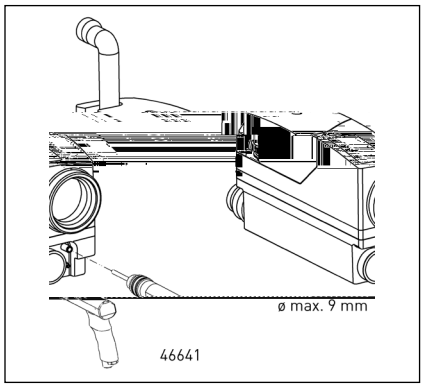

ATTENTIE!

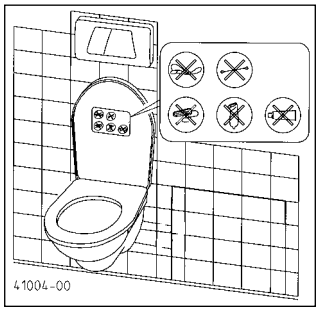

ATTENTIE!

Praktisch advies

ONDERHOUD

Het verwijderen van verstoppingen bij een alarmmelding

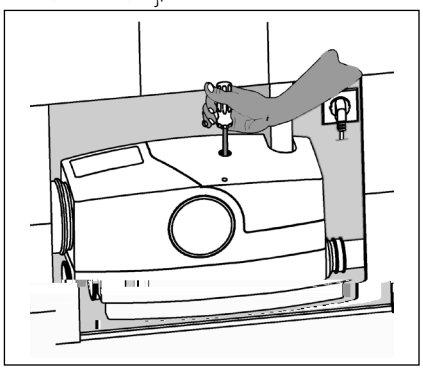





Kleine hulp bij storingen

WCfix start niet, water blijft in de toiletpot staan

Water in de toiletpot loopt maar langzaam weg

Meervoudig inschakelen van de WCfix na normaal opvoerproces

Geluidstoename bij gebruik

Er is een alarmmelding

Periodiek optredende verstopping

CE

EN 12050-3:2001
Pompinstallatie voor beperkte toepassing

Il prodotto acquistato è una pompa JUNG PUMPEN di elevate prestazioni e qualità. Eseguire un'installazione conforme alle istruzioni operative per garantire che il nostro prodotto rispecchi pienamente le aspettative dell'acquisto. I danni causati da un uso non conforme invalidano la garanzia.

Osservare quindi le indicazioni delle istruzioni di funzionamento!

Come qualsiasi altro dispositivo elettrico anche questo prodotto può disattivarsi a causa di cali di tensione o difetti tecnici. Se questo può causare danni si consiglia di installare un dispositivo di allarme indipendente dalla rete elettrica. A seconda dell'utilizzo si deve, a propria discrezione, prevedere un gruppo generatore di emergenza o un secondo impianto.

INDICAZIONI DI SICUREZZA

Le presenti istruzioni di funzionamento contengono informazioni di base da rispettare in fase di installazione, funzionamento e manutenzione. È importante che le istruzioni di funzionamento vengano lette dall'installatore e dal personale specializzato/gestore prima del montaggio e della messa in funzione. Le istruzioni devono essere sempre disponibili sul luogo di impiego della pompa e dell'impianto.

Il non rispetto delle indicazioni di sicurezza può causare la perdita di eventuali diritti di risarcimento danni.

Nelle presenti istruzioni di funzionamento le indicazioni di sicurezza sono contrassegnate con determinati simboli. L'inosservanza può essere pericolosa.

Pericolo generico per le persone

Pericolo tensione elettrica

ATTENZIONE!

Pericolo per macchinari e funzionamento

Qualificazione del personale

Il personale per l'uso, la manutenzione, l'ispezione e il montaggio deve presentare un livello di qualifica conforme e deve essersi informato studiando esaustivamente le istruzioni di funzionamento. Le aree di responsabilità, competenza e il monitoraggio del personale devono essere regolamentate in modo preciso dal gestore. Se il personale non dispone del giusto grado di conoscenze richieste, è necessario provvedere all'istruzione e alla formazione dello stesso.

Operazioni in consapevolezza della sicurezza

USO

ATTENZIONE!

COLLEGAMENTO ELETTRICO

ATTENZIONE!

Comando dell'impianto

INSTALLAZIONE

Installazione premurale

Installazione con WC verticale

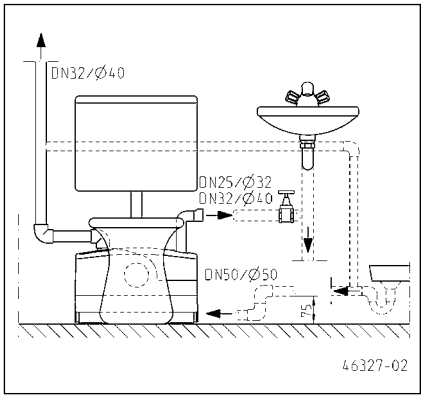

ATTENZIONE!

ATTENZIONE!

Avviso.

Avvertenze sulla ventilazione del serbatoio

ATTENZIONE!

ATTENZIONE!

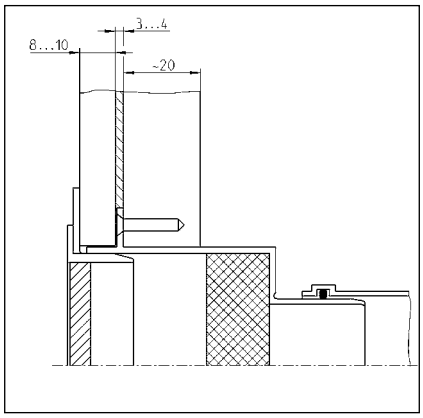

Avvertenze sui moduli per l'installazione premurale

ATTENZIONE!

Montaggio

Montare le linee di collegamento

ATTENZIONE!

Chiudere il collegamento toilette non necessario

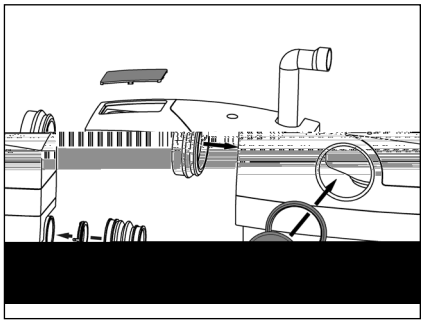



Verifica della tenuta prima dell'installazione

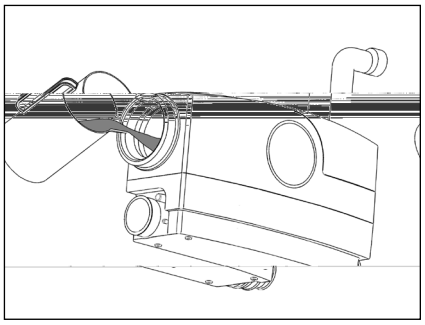

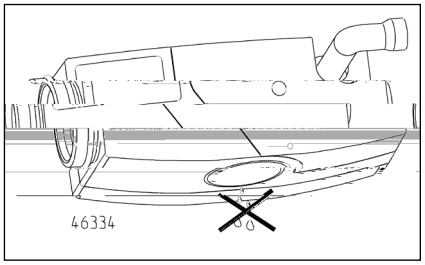

Montare

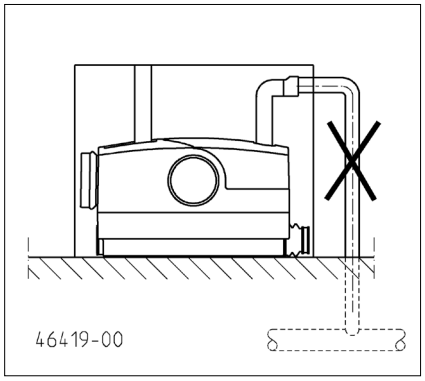

Protezione contro le spinte

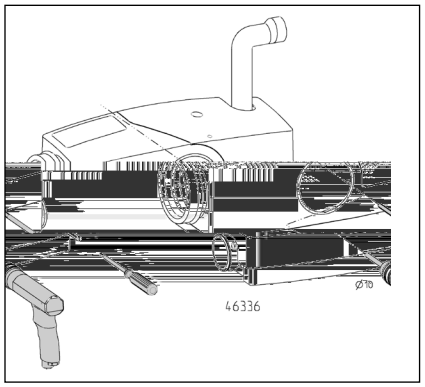

Smaltimento d'emergenza

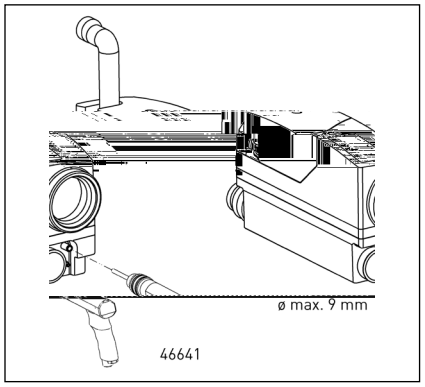

ATTENZIONE!

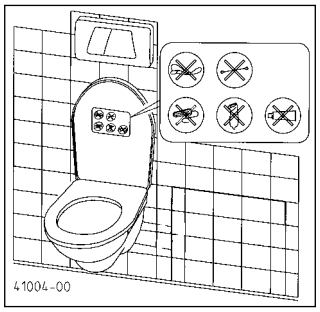

ATTENZIONE!

Consigli pratici

MANUTENZIONE

Eliminazione di intasamenti in caso di segnalazione di allarme

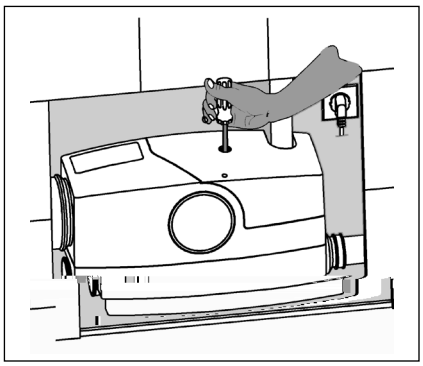

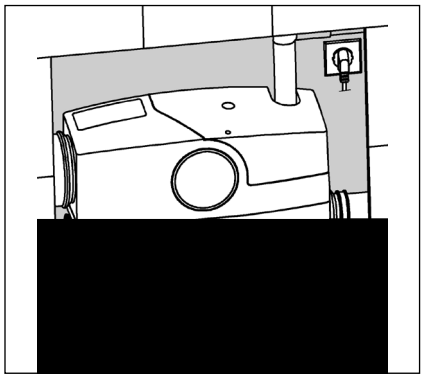

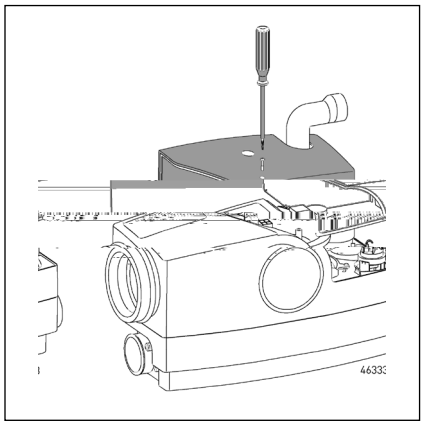

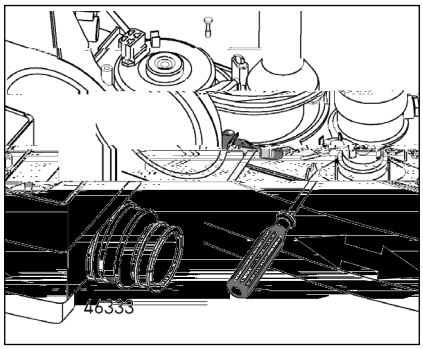

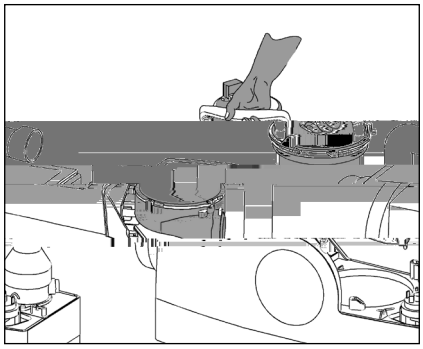

ATTENZIONE!

Filtro a carbone attivo

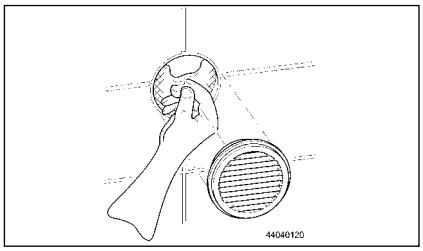

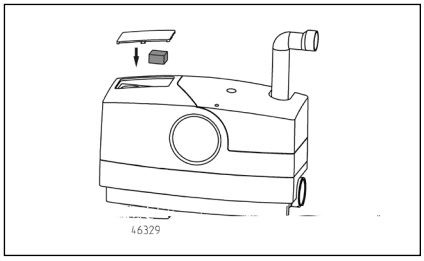

Ritardo di attivazione e tempo di funzionamento supplementare

Collegamento della segnalazione di anomalia a potenziale zero





Piccola guida in caso di anomalie

Il WCfix non funziona, l'acqua resta nel bacino della toilette

L'acqua scorre lentamente nel bacino della toilette

Attivare più volte il WCfix dopo una normale procedura di pompaggio

Maggiore rumorosità di funzionamento

Segnalazione di allarme

Intasamento periodico

CE

EN 12050-3:2001
Stazione di sollevamento per l'uso limitato

Zakupili Państwo produkt JUNG PUMPEN, przez co również jakość i wydajność. Prosimy zapewnić sobie efektywność działania poprzez przepisowe zainstalowanie produktu, aby jego użytkownik był z niego w pełni zadowolony. Prosimy mieć na względzie, że w wyniku niewłaściwego obchodzenia się z produktem może dojść do utraty uprawnień gwarancyjnych.

Prosimy zatem o przestrzeganie wskazówek z instrukcji obsługi.

Urządzenie to, tak jak każde urządzenie elektryczne może ulec uszkodzeniu na skutek podłączenia do niewłaściwego źródła prądu. Jeśli w wyniku tego może dojść do awarii, wtedy należy zainstalować alarm niezależny od zasilania sieciowego. W zależności od zastosowania powinni Państwo w miarę swych możliwości przewidzieć zasilanie awaryjne na przykład z agregatu prądotwórczego.

INSTRUKCJE BEZPIECZEŃSTWA

Niniejsza instrukcja bezpieczeństwa zawiera podstawowe informacje, których należy przestrzegać podczas instalowania, eksploatacji i serwisowania. Ważnym jest, aby jeszcze przed rozruchem instrukcję tą przeczytali monterzy oraz pracownicy merytoryczni oraz sam użytkownik. Instrukcja powinna być przechowywana w dostępnym miejscu i na stałe przy samej instalacji.

Nieprzestrzeganie instrukcji bezpieczeństwa może doprowadzić do utraty uprawnień gwarancyjnych i praw do roszczeń odszkodowawczych.

W niniejszym opracowaniu instrukcje bezpieczeństwa znakowane są w sposób szczególny.

ZASTOSOWANIE

UWAGA!

PRZYŁĄCZE ELEKTRYCZNE

UWAGA!

Sterowanie instalacją

MONTAŻ

Instalowanie w systemie lekkiej zabudowy

UWAGA!

Instrukcja.

Instrukcje do wentylowania zbiornika

UWAGA!

UWAGA!

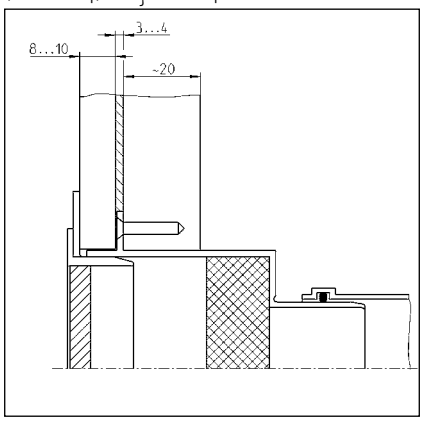

Instrukcja odnośnie modułów instalowania w systemie lekkiej zabudowy

UWAGA!

Montaż

Montaż przewodów przyłączeniowych

UWAGA!

Zaślepienie niewykorzystanego przyłącza od toalety

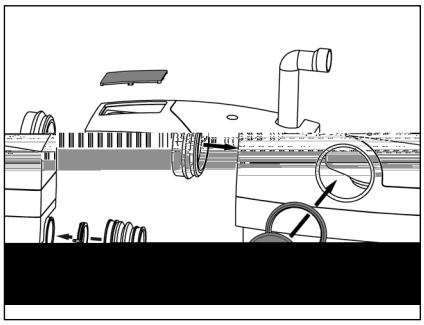



Kontrola szczelności przed montażem

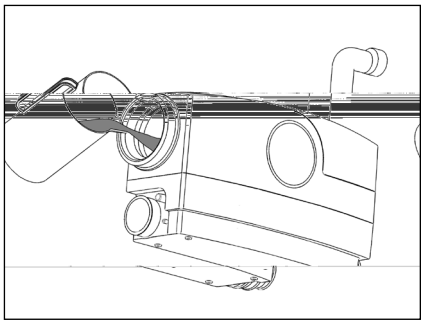

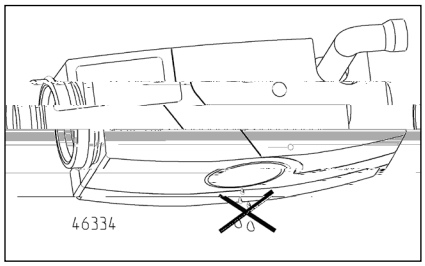
46334

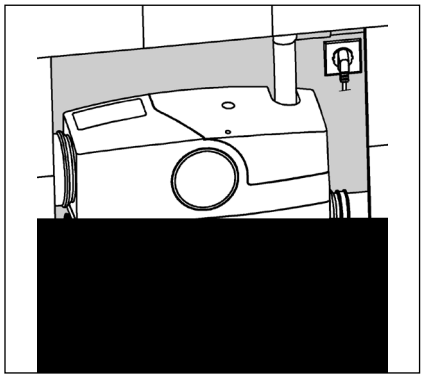

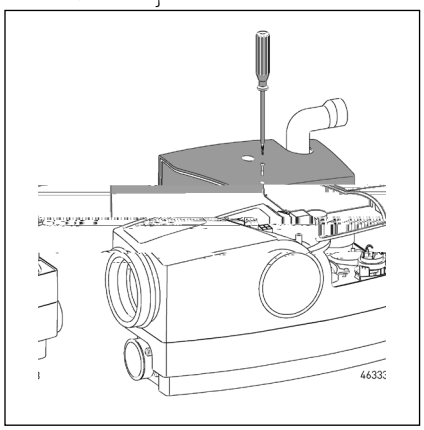

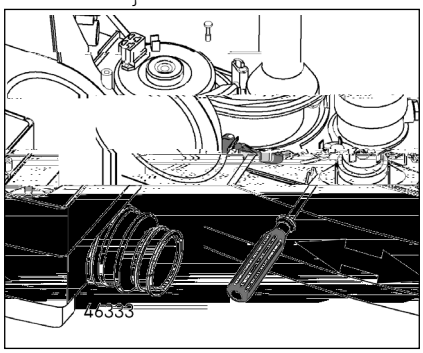

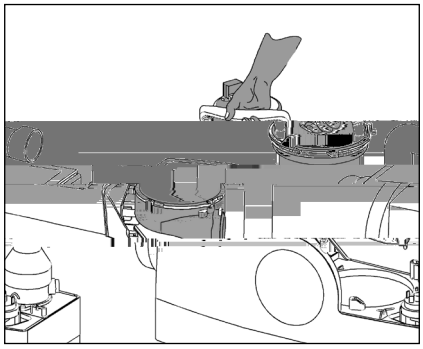

UWAGA!

Filtr z węgla aktywnego

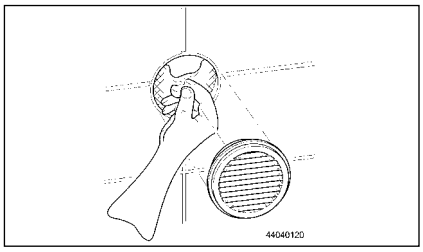

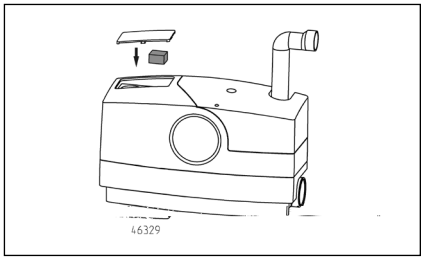

Zwłoka załączania i czas wybiegu

Przyłącze bezpotencjałowej sygnalizacji zakłóceń





Mały poradnik usuwania zakłóceń

WCfix nie uruchamia się, w toalecie pozostaje woda, która nie spłynęła

Woda w muszli toalety spływa bardzo wolno

Wielokrotne włączanie się WCfix po normalnym procesie odpompowania.

Zwiększona akustyka pracy

Emisja komunikatu alarmowego

Okresowo pojawiające się zatkanie

CE

EN 12050-3:2001
Urządzenia do podnoszenia o ograniczonym użytkowaniu

购买君格的产品，一流的质量与高端的服务是并存的。

请按照安装手册进行安装，才能确保产品达到让客户满意的工作性能。

因错误安装或误操作所引起的产品损坏会影响质保。

和所有电子设备一样，该产品在断电或者出现故障的情况下将停止工作。

如果可能造成损失，应安装独立的报警系统。

根据不同应用，可安装应急发电机或备用系统。

本使用手册包含安装、操作和维护期间必须遵守的基本信息。在设备安装和投入运行之前安装人员及技术人员/操作人员都必须认真阅读手册，并将其保存在泵或设备安装位置附近以供随手查阅。不遵守安全须知可能导致保修失效。

在本手册中，安全信息由特定的符号明确标识。忽视这些信息可能会导致危险。

一般人身危险

电压警告

注意！对设备和操作人员有危险

所有操作、维修、检查和安装人员都必须具备从事这项工作的相关资质，并通读手册内容以确保充分掌握。人员的监督、能力和职责范围由运营商负责管理。如果任何人不具备必要的技能，则必须向其提供相应的指导和培训。

严格遵守本手册中的安全说明、现行国家事故预防法规以及任何内部作业、操作和安全规章。

务必遵守所有法规、本地条例和安全法规。

电力安全隐患要特别小心。

如果存在危险（如爆炸、有毒、灼热）物质泄漏，必须安全地排放，避免危及人身或环境。同时严格遵守相关法规。

作为一项基本原则，只有关闭设备时才能在设备上进行作业。如果在输送有害物质的泵或设备上作业，必须先清洁污染物。

在作业完成后，应必须立即复原所有安全和保护组件和/或将其投入使用。根据现行法规和规定，在重新启动前必须先检查其有效性。

任何改动或更改设备的操作须征得制造商的同意。为确保安全，务必使用制造商认可的 原厂 备件和附件。使用非原装零件可能会导致保修失效。

只有用于正确用途，设备才能安全运行。在任何情况下都不得超过在 “ 技术数据 ” 章节给出的限值。

在开始维修或维护工作前，封锁作业区并检查起吊工具是否状态良好。

不要单独作业。一定要戴好安全帽、护眼镜和安全靴，必要时系上安全带。

在进行焊接工作或使用电气装置之前，检查有无爆炸危险。

在污水处理系统中作业的人员必须接受抗体接种以免被在系统中出现的病原体感染。出于健康考虑，无论在哪里工作一定要特别注意洁净度。

确保在工作区内无任何有毒气体。

严格遵守职业健康和安全作业法规，确保随身携带一个急救箱。

在某些情况下，泵及其输送介质可能高温灼热而导致烧伤。

当设备位于爆炸性危险区域内时，适用特殊法规！

WCFIX PLUS主要用于对来自直接相连的坐便器的污水进行处理 -- 即使其所在位置低于当地背压水位。

使用坐便器的人数应当较少，同时务必要另外安装一个位于背压水位之上的坐便器供其使用。

本产品只能处理生活废水，不含EN 12056标准规定的有害物质。

该装置可以配合一个冲水量至少6升的储水箱一同使用。如冲水量不足6升，将无法保证其能正常使用。例如：如使用节约冲水按钮，可能就会遇到这种情况。

除座便器外，最多还可连接一个洗手盆、一个淋浴器，和一个坐浴盆。 所有器具都必须与WCFIX PLUS安装在同一个房间内。如果无需再连接其他装置，对于座便器而言，建议采用9升冲水量。

按照EN 12050标准第3部分的要求，不允许连接其他器具，比如洗衣机、厨房水槽、洗碗机或浴缸等。

如果安装正确且将其用于预期用途，该装置能达到EMC Directive（欧盟电磁兼容指令）2014/30/EU的要求，且适用于家用及连接到公用电网。

对于家用环境中的翻新或改造工程而言，在想要安装座便器的地方使用本产品是一个理想选择。该装置可将污水和卫生纸从座便器泵送到现有的污水排放管中。如安装高度在背压水位以下，该装置还能提供防回流保护。这就要求在压力管中安装一个预防回流的回水弯。

注意！切不可用本装置处理卫生用品、纸巾、卫生湿巾纸、剩饭剩菜、溶剂、化学品、油脂等物。

注意！压力管内的流速至少务必达到0.7米/秒。

注意！在压力计水头方面的工作极限为0.6 bar（6.0米 水头）。

泵送液体的容许温度：35 ° C；运行模式：间歇运行S3，30%（运行3分钟 -- 休息7分钟）

如果在盥洗室或淋浴室中安装本系统，必须遵守德国VDE标准0100第701部分的说明。

WCFIX PLUS具有耐霜冻特点，当于干燥条件下贮存时可承受-20 ° C的最低温度。然而，如果装置已安装完毕，那么切不可让系统中残留的水发生冻结。

只允许有资质的电工对泵、插头或控制装置实施电气作业。

注意！切不可将电源插头放入水中！如果插头进水，这可能会导致故障和损坏。

必须遵循相关标准（如EN标准）、国家法规（如德国VDE）和当地电力公司的规章制度。

遵循工作电压（参见铭牌）！

只可将泵机连接至已经按照管理规定进行正确安装并且配备至少一个10 A（延迟）熔断器和一个残余电流断路器（≤30 mA）的插座上。

由于该系统有一个整体式线圈恒温器，因此无需额外的电机保护。

在恒温器导致系统关机后，您必须拔出电源插头，然后才能修复故障，因为装置开关会自动再次接通。

WCFIX PLUS装配有可根据水位开启和关闭水泵的液位控制器。

通过控制电路板上的DIP开关，我们可以设置开机延迟和关机延迟。

如泵持续操作时间超过43秒，与电源相关的警报会发出声响，表明出现故障。电路板上有个无电位故障指示器触点（5A/250 V），可使报警延迟。

如果座便器为挂墙式，则WCFIX PLUS的安装位置应紧邻马桶组件。本装置应通过一个标称直径（DN）100 mm、耐高温的15 ° 弯头连接到挂壁式座便器装置的出水口弯头上。WCFIX PLUS可以安装在座便器左边或右边

WCFIX PLUS可直接安接到带有一个水平出水口的标准座便器上（按照DIN 1387或1388标准）。安装表面与出水口支管中心之间的垂直距离至少要达到180 mm。

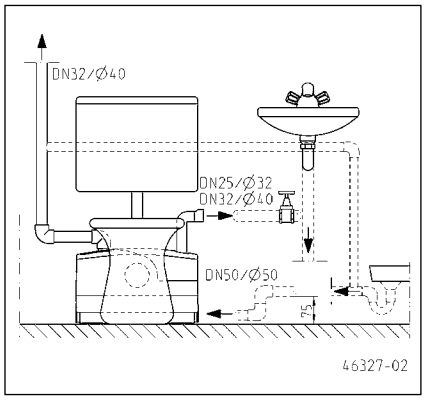

注意！ 如果在WCFIX与座便器之间安接连接管，会引发故障问题。 这种安装方式不符合德国建筑技术研究院（德国建筑产品和建筑类型的管理机构）的规定要求

如要在不移动座便器的情况下安装WCFIX PLUS，墙壁与座便器连接支管末端的间距必须至少达到220毫米。

注意！ 来自淋浴器和洗手盆的连接管必须配备一个所谓的回流弯头，其安装位置尽可能靠近本装置。该弯头的管道内底必须至少比固定本装置所在的安装面高出75 mm。 连接管中的气泡可能会导致溢流问题，也可能会有水回流。为防止回流，对来自淋浴器的进水管必须在其最高点开通气口， 可将通风管连接到箱体通风装置上。

当安装淋浴器时，必须将本装置随附的压力顺序阀插入到相应的连接点中。

注意：我们建议在压力管道的止回阀之后安装一个关断用的闸阀。这样可以更方便地维护止回阀。

对于挂墙式装置，在将嵌板安接到框架上前，应先安装上WCFIX PLUS。 这样便于安装本装置并检查其连接情况。

注意！箱体通风装置对于保证系统正确运行而言必不可少，且须穿过挂壁面板。可连接一根标称直径为40 mm的耐高温管（本产品不自配）至排气装置接口（本产品提供）或屋顶排气口。 这根连接管能保证无潮气从箱内散入到安装WCFIX PLUS的房间内，否则会引起潜在的受潮损伤或长霉等问题。本装置配有一个活性炭过滤器，可尽量减少异常气味。使用前必须先去除保护膜。可通过通风格栅来进行更换或维修过滤器。排气装置接口可根据需要固定到挂壁中（墙壁上面、侧面或前面）。但其安装位置必须高于与WCFIX PLUS相连的所有夹具的高度。

如果WCFIX PLUS并未安装在挂壁后面，则可在箱体处配备一个活性炭过滤器。

注意！ 活性炭过滤器能减少异常气味，而屋顶排气口可防止出现异味。

要安装通风系统必须钻一个直径76 mm的孔。

穿透通风装置嵌件安装所在的墙面。 如果系统通过一个屋顶排气口通风，则无需通风装置嵌件和活性炭过滤器。

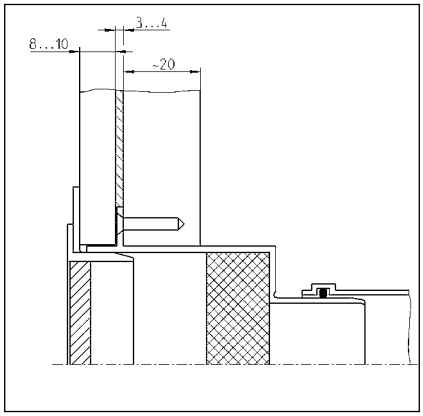

WCFIX PLUS 兼容市面上所有厚度至少为18 cm的挂墙式安装系统。

注意！ 必须开设一个尺寸至少为60 x 45 cm的维修口。您可以单独订购一个安装工具包作为附件（JP41075），其集成了一个无框架的维修口。

在开始作业前，检查包装内所含项目及安装现场需要考虑到的状况。 在将要安装本装置的房间内，必须先安装上进水管和压力排水管。

将座便器连接器安接到相应的进水口中。 确保将密封唇口正确地安装进箱内。

对于其他进口，先取下塞子，然后使用DN 50插入式密封件；或者（对于挂墙式装置）使用带有软管夹的连接套筒。

注意！ 当安装淋浴器时，必须将本装置随附的压力顺序阀插入到相应的连接点中。

安装压力顺序阀前，先用凡士林润滑密封件区域。然后将阀门插入打开的进水端口处，确保其正确锁定就位。检查阀瓣的工作是否正常。

将密封圈插入不使用的座便器进水口中，确保密封唇口正确安装到箱内。然后用润滑脂对密封件进行润滑，装上盖子，关闭开口。

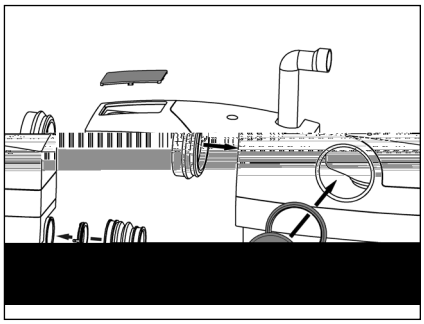



如果安装期间在箱上安接了一个软管，只需用软管将系统中的水排放到一个浅容器中， 然后使用适当的塞子重新封上软管。

接下来的操作中，箱体仍保持安装状态。 只需卸下电机/泵装置。

为此，首先松开盖子上的螺丝。 将盖子朝压力管缓慢滑动，直到自由释放，然后卸下盖子。

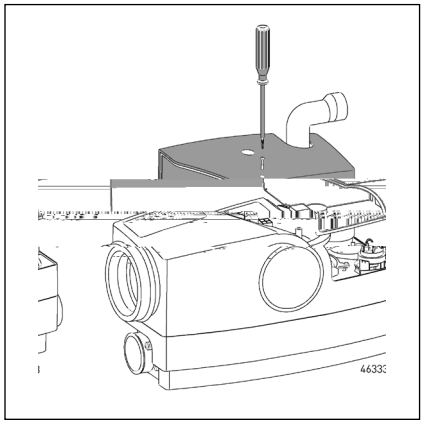

电机装置可能会很烫手。

将冷凝器、电机连接插头和接地电缆从电机上断开，然后松开箱内电机装置的螺丝。

使用螺丝刀松开电机/泵装置，然后握住把手并转动本装置，然后将其从箱中提出。

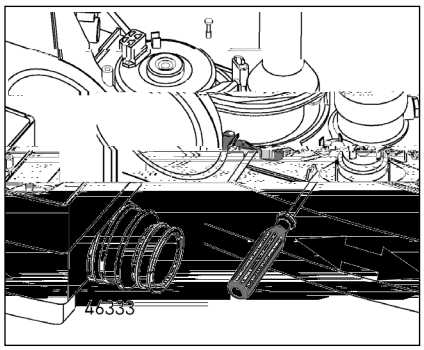

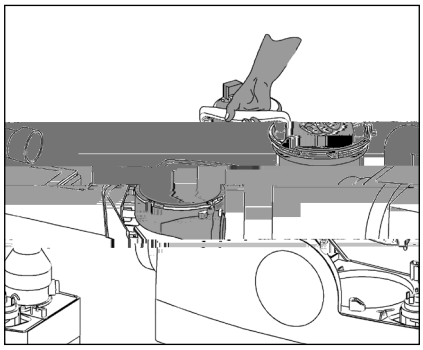

通过抽吸口除去箱体和泵机中的任何杂质，必要时清洁部件。

以反向顺序重新装上各部件，请务必仔细。

注意！ 重新组装前，必须清洁电机/泵装置的密封件，然后涂上凡士林。

将电机/泵装置压按到密封阀座中，逆时针转动的方式将其同压力管连接起来。 然后再安接接头塞子和冷凝器，并接上接地电缆。

如有异味，建议安装活性炭过滤器（含在附件包中，在交货范围内）。如需安装或更换过滤器，应从通风装置机壳上卸下通风隔栅/盖子。取出原过滤器，（除去保护膜后）插上新过滤器。在对本装置进行维护时或当过滤器饱和后，应换上一个新的过滤器。然后更换通风隔栅/盖子。

如果有异味问题，应至少每年更换一次过滤器。

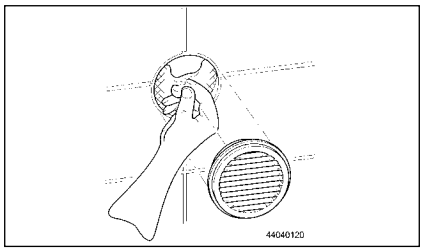

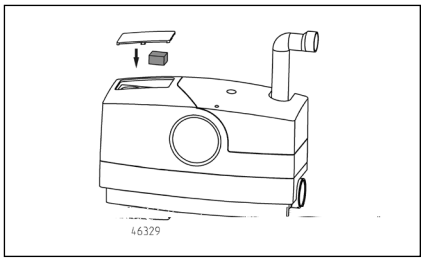

可通过控制电路板上的DIP开关来调节这两个延迟时间 - 技术指标- 。

5.0: 关机延迟（S1-S3, 2-9秒）和开机延迟（S4, 1-2秒）

6.08: 关机延迟（S1-S2, 0.5-2秒）和开机延迟（S3-S4, 1-2.5秒）

必须使用一条额定电压至少300/500 V的双芯铠装电缆（比如H05...或同等产品）连接到无电位常开触点上。为确保应力消除电缆密封夹具的功能正常，电缆直径必须在6.5 - 8.0 mm之间。

--- 对一小段电缆（不需太长，不超过20 mm）和引线剥皮。 如果引线良好或有多股，则使用终端套筒。

--- 让铠装电缆保持在电源线上方且与其平行，使铠装电缆穿过机壳前面的电缆卡子，然后穿过进口套筒，最后送入本装置（见图）。

--- 在装置内，电缆也要同电源线保持平行，并穿过电路板前面的塑料电缆卡子。

--- 让两条引线穿过电路板上的线扎，送至端子40/41。 在连接好端子后，紧固好线扎（见图）。





· 检查主电源电压、熔断器是否有故障，电源线是否损坏。注意！ 专用线缆的更换操作只可由我们的客服维修人员或有资质的电工实施。

· 如泵轮阻塞，请参见维修说明

· 检查储水箱中的存水量，必要时将其设为9升或最高水平。考虑到有水持续泵出，如果马桶中的水仍然高于正常水平，必要时应再次冲水。 如果上述方法无效，请联系客服人员。

· 扬程过高

· 储水箱的阀门漏水，水不断通过马桶流入本装置中。

· 由于止回阀存在泄漏或故障问题，在泵机停止运行后，水回流到WCFIX中。

· 泵上游箱内阻塞，导致以较短时间间隔泵水。

· 装置内有异物。 按照维修说明书进行操作。

· 注意：鉴于运行后启停水位会自动校正，每15次启动之后，机器会发出一次噪音。

· 如运行时间过长（>43秒），原因是压力管或泵吸入口阻塞。

· WCFIX中水位过高，原因是泵机阻塞。

· 废物未均化 = 使关机延时延长，直至听到啜吸模式的声响。

Technische Daten - Technical Data - Caractéristiques Techniques - Technische Gegevens Dati tecnici - Dane Techniczne -

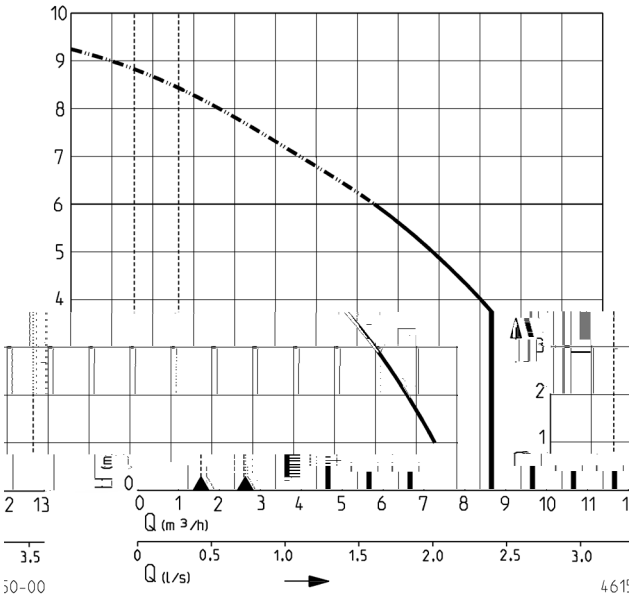

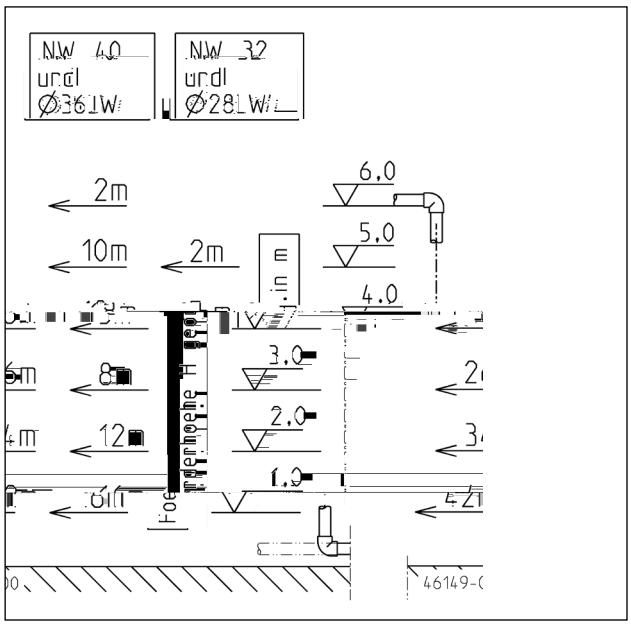

DE

EN

FR

NL

IT

PL

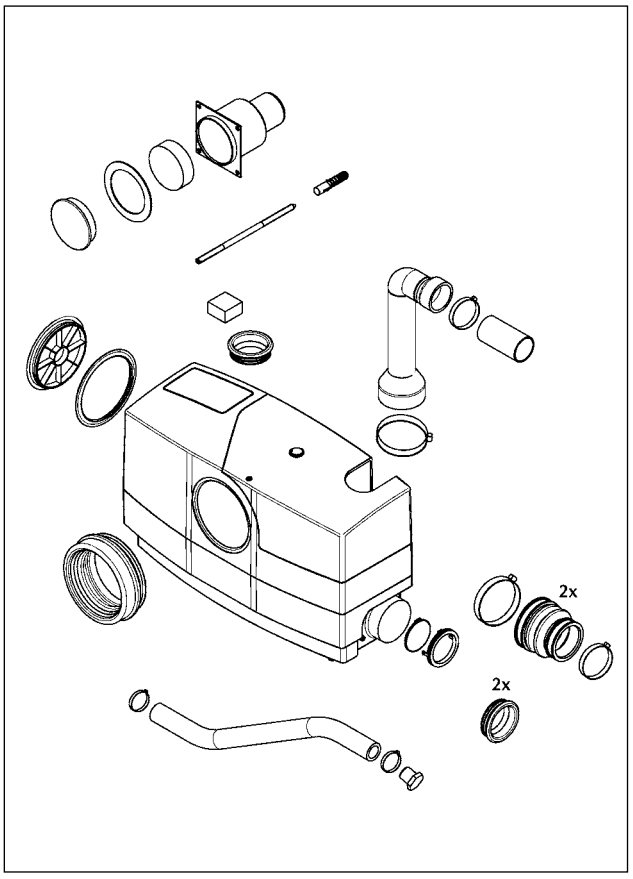

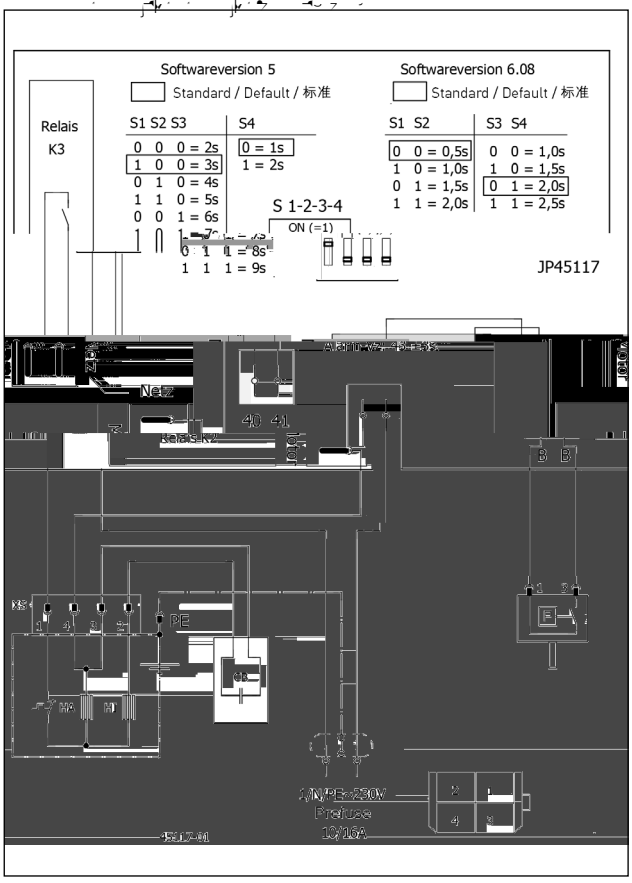


600
455
395
110
50

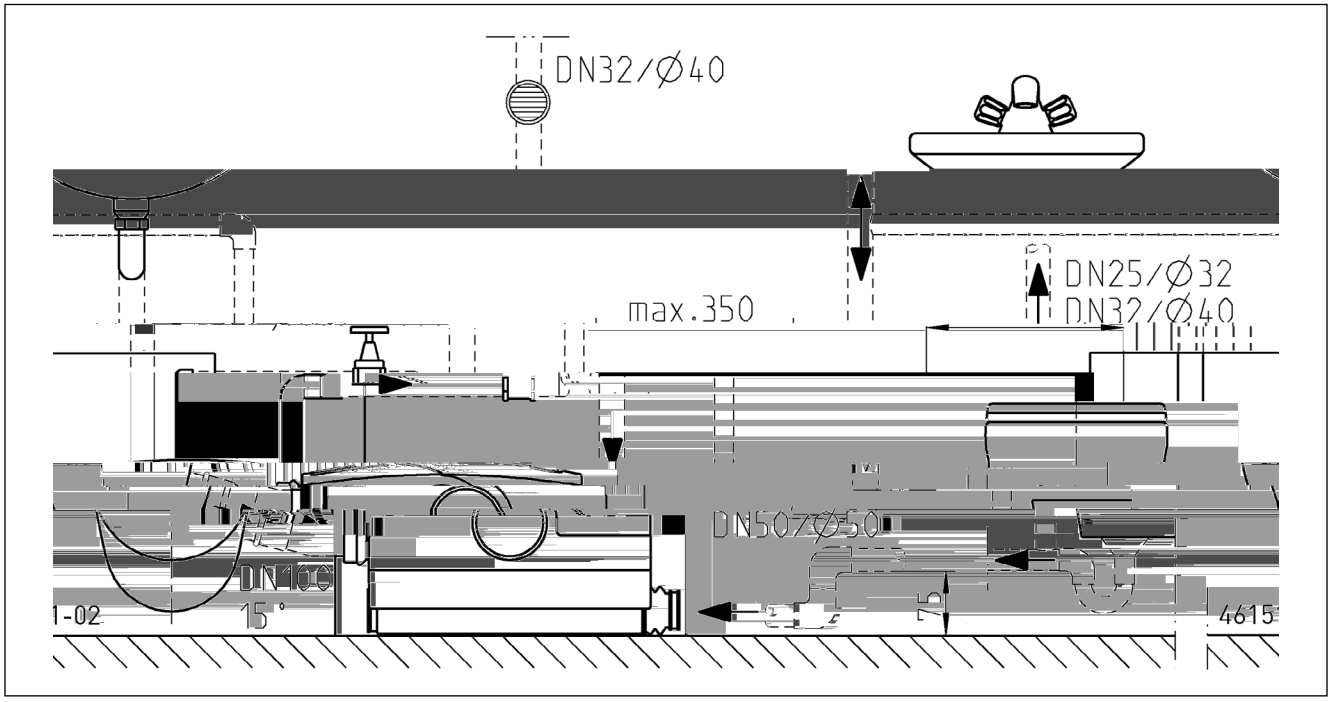
DN32/Ø40
DN25/Ø32
DN32/Ø40
max.350
DN50/Ø50
DN100
15°
4615

PENTAIR **JUNG PUMPEN**

DE · Richtlinien - Harmonisierte Normen
CS · Směrnice - Harmonizované normy
DA · Direktiv - Harmoniseret standard
EN · Directives - Harmonised standards
FI · Direktiivi - Yhdenmukaistettu standardi
FR · Directives - Normes harmonisées
HU · Irányelve - Harmonizá szabványok
IT · Direttive - Norme armonizzate
NL · Richtlijnen - Geharmoniseerde normen
PL · Dyrektywy - Normy zharmonizowane
RO · Directivă - Norme coroborate
SK · Smernice - Harmonizované normy
SV · Direktiv - Harmoniserade normer

(RoHS)
(EMC)

JUNG PUMPEN GmbH - Industriestr. 4-6 - 33803 Steinhagen - Germany - www.jung-pumpen.de

DE · Wir erklären in alleiniger Verantwortung, dass das Produkt den aufgeführten Richtlinien entspricht.
CS · Prohlašujeme na svou výlučnou odpovědnost, že výrobek odpovídá jmenovaným směrnicím.
DA · Vi erklærer under ansvar at produktet i overensstemmelse med de retningslinjer
EN · We hereby declare, under our sole responsibility, that the product is in accordance with the specified Directives.
FI · Me vakuutamme omalla vastuullamme, että tuote täyttää ohjeita.
FR · Nous déclarons sous notre propre responsabilité que le produit répond aux directives.
HU · Kizárólagos felelősségünk tudatában kijelentjük, hogy ez a termék megfelel az Európai Unió fentnevezett irányelveinek.
IT · Noi dichiariamo sotto la nostra esclusiva responsabilità che il prodotto è conforme alle direttive citate
NL · Wij verklaren geheel onder eigen verantwoordelijkheid dat het product voldoet aan de gestelde richtlijnen.
PL · Z pełną odpowiedzialnością oświadczamy, że produkt odpowiada postanowieniom wymienionych dyrektyw.
RO · Declarăm pe proprie răspundere că produsul corespunde normelor prevăzute de directivele mai sus menționate.
SK · Na výlučnú zodpovednosť vyhlasujeme, že výrobok spĺňa požiadavky uvedených smerníc.
SV · Vi försäkrar att produkten på vårt ansvar är utförd enligt gällande riktlinjer.

(JP09268/1)
(JP09320/3)
(JP45367)
(JP48517)

DE · Weitere normative Dokumente CS · Jinými normativními dokumenty DA · Andre normative dokumenter EN · Other normative documents FI · Muiden normien FR · Autres documents normatifs HU · Egyéb szabályozó dokumentumokban leírtaknak IT · Altri documenti normativi NL · Verdere normatieve documenten PL · Innymi dokumentami normatywnymi RO · Alte acte normative SV · Vidare normerande dokument SK · Iným záväzným dokumentom:

DE · Bevollmächtigter für technische Dokumentation CS · Oprávněná osoba pro technickou dokumentaci DA · Autoriseret person for teknisk dokumentation EN · Authorized person for technical documentation FI · Valtuutettu henkilö tekninen dokumentaatio FR · Personne autorisée à la documentation technique HU · Hivatalos személy műszaki dokumentáció IT · Persona abilitata per la documentazione tecnica NL · Bevoegd persoon voor technische documentatie PL · Pełnomocnik ds. dokumentacji technicznej RO · Persoană autorizată pentru documentatiei tehnice SV · Auktoriserad person för teknisk dokumentation SK · Oprávnená osoba pre technickú dokumentáciu:

JUNG PUMPEN - Stefan Sirges - Industriestr. 4-6 - 33803 Steinhagen

Steinhagen, 10-01-2017

Stefan Sirges, General Manager

i.V.
Rüdiger Rokohl, Sales Manager

CE 351-14-1701

PENTAIR